(œB'

Ê.Ø 0 ÊÖ

◆

◆

√

. . . . . 4

. . . . . 4

. . . . . 4

. . . . . 6

. . . . . 6

. . . . . 7

. . . . . 8

. . . . . 20

ȸ ȹ ȶ ȵ ȴ

ȷ

| | | | | |
|---|---|---|---|---|
| | | | | |
| | | | | |
| | | | | |
| | | | | |
| | | | | |

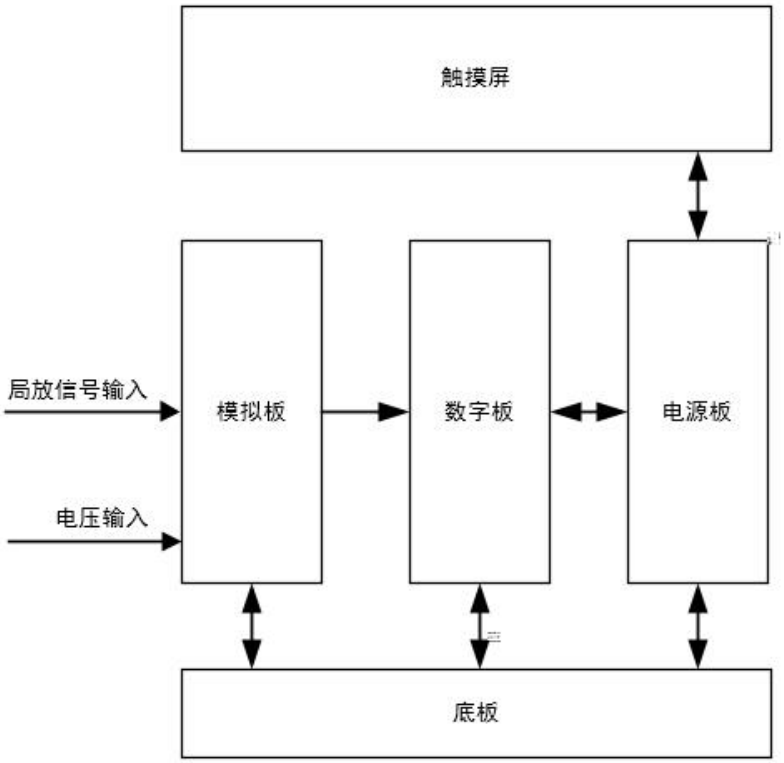
触摸屏
局放信号输入
电压输入
模拟板
数字板
电源板
底板

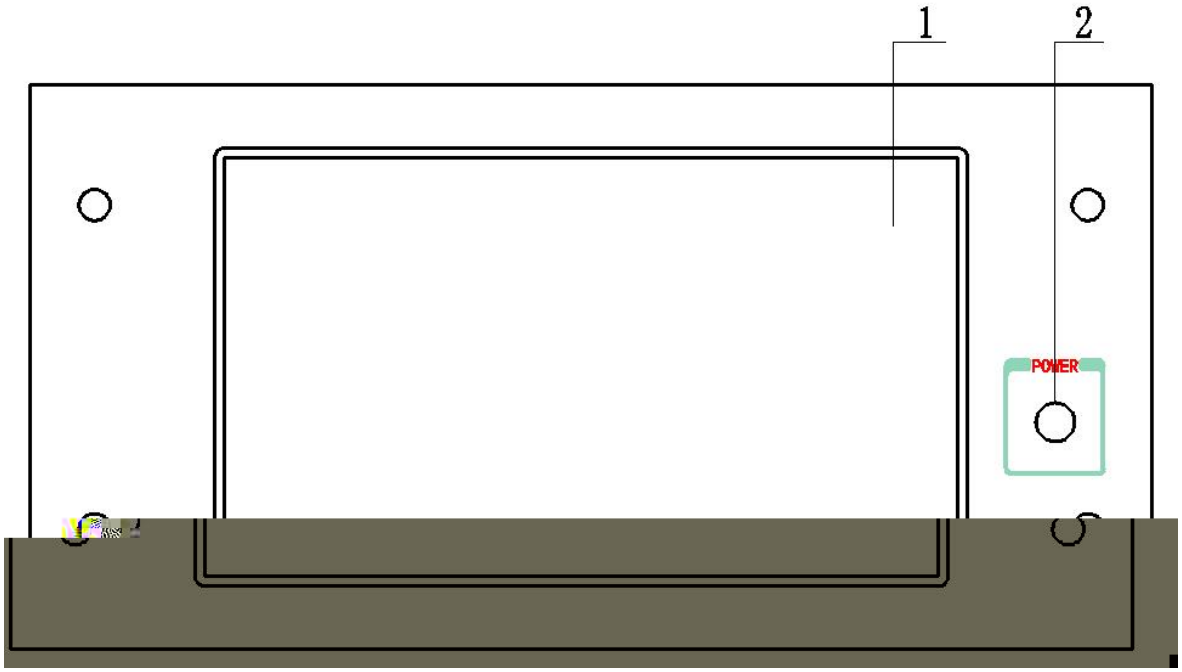
1
2
POWER

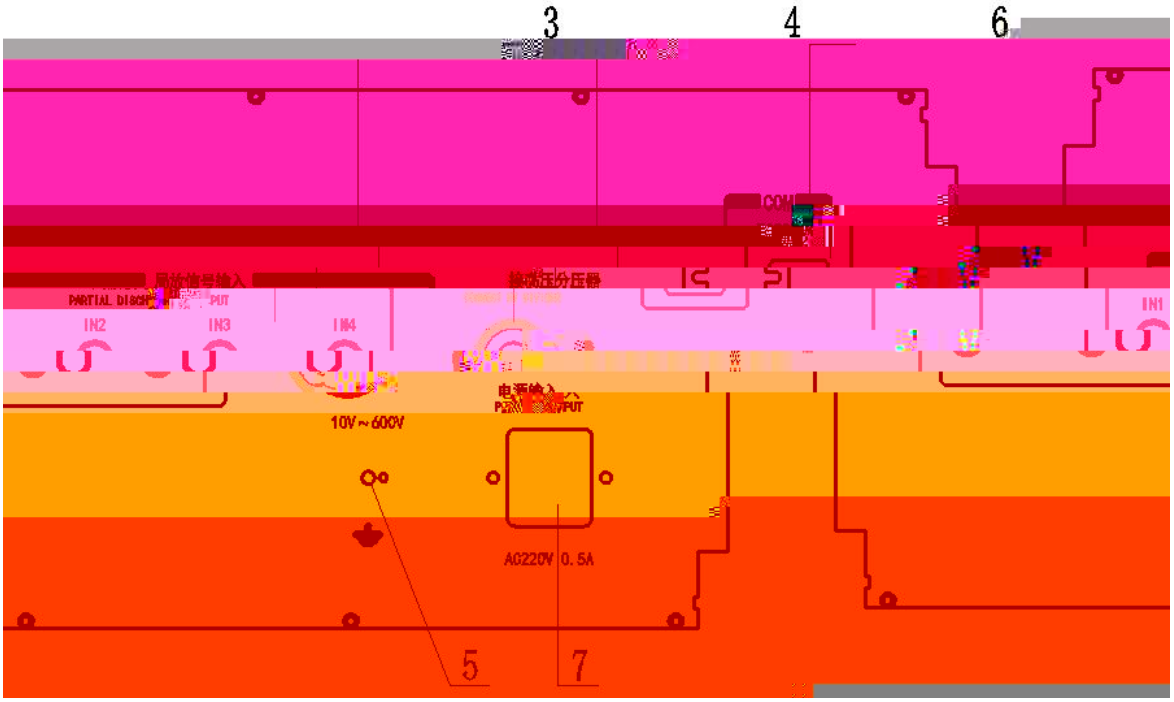
3
4
6
COM
IN2
IN3
IN4
IN1
10V～600V
AC220V 0.5A
5
7

“ ”

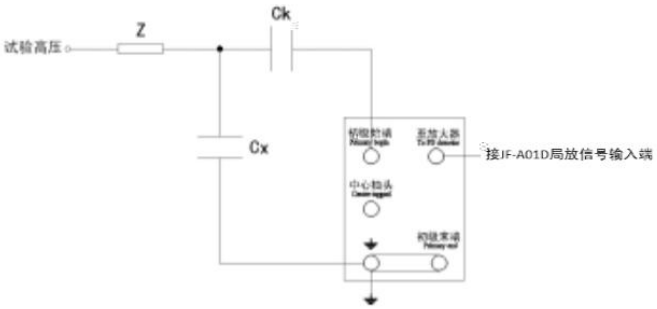
试验高压
Z
Ck
Cx
接JF-A01D局放信号输入端

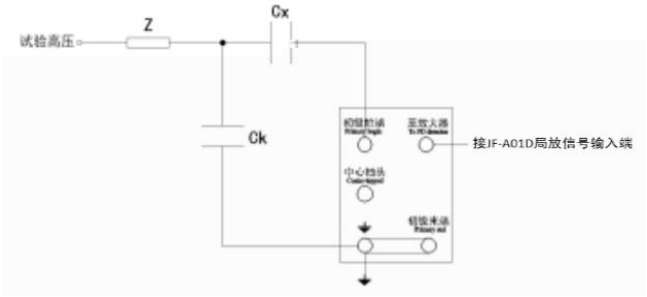
试验高压
Z
Cx
Ck
接JF-A01D局放信号输入端




开窗位置/开窗长度
开窗位置调节
开窗长度调节
0/0
270°
CH:1
频率
触发源
曲线显示
fL
fH
粗调档位
梯图旋转
通道

时间校准
试验电压校准
局放校正目标值
背光设置
零标使能选择
细调值
时间码
曲线颜色选择
返回按钮
时间校准
2020
1
1
0
0
0
确认
试验电压校准
电压值:
0
分压比:
1000
系数:
1000
零标显示
局放校正目标值
50
细调值
15
有效期（天）
1
返回

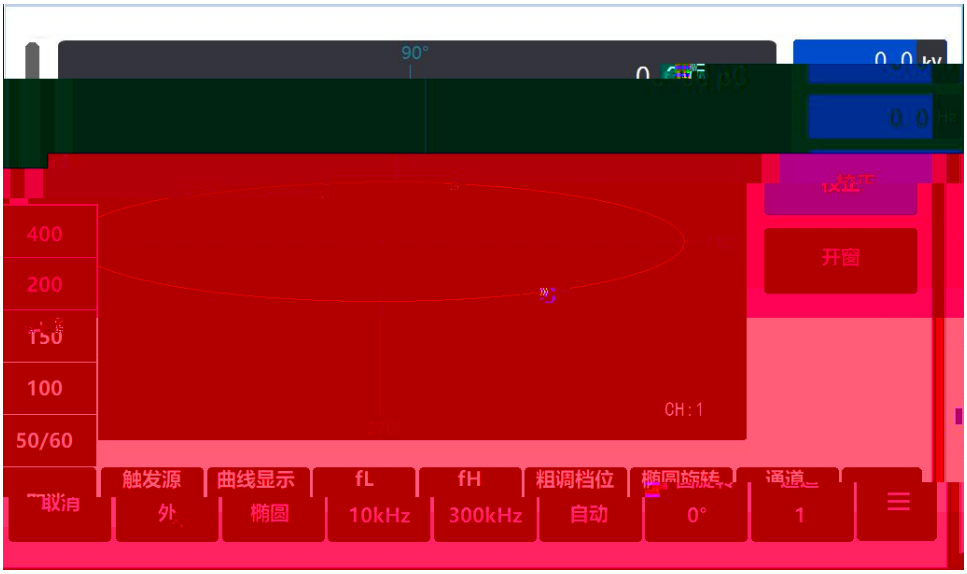
90°
开窗
400
200
150
100
50/60
CH:1
取消
触发源
外
曲线显示
椭圆
fL
10kHz
fH
300kHz
粗调档位
自动
椭圆旋转
0°
通道
1

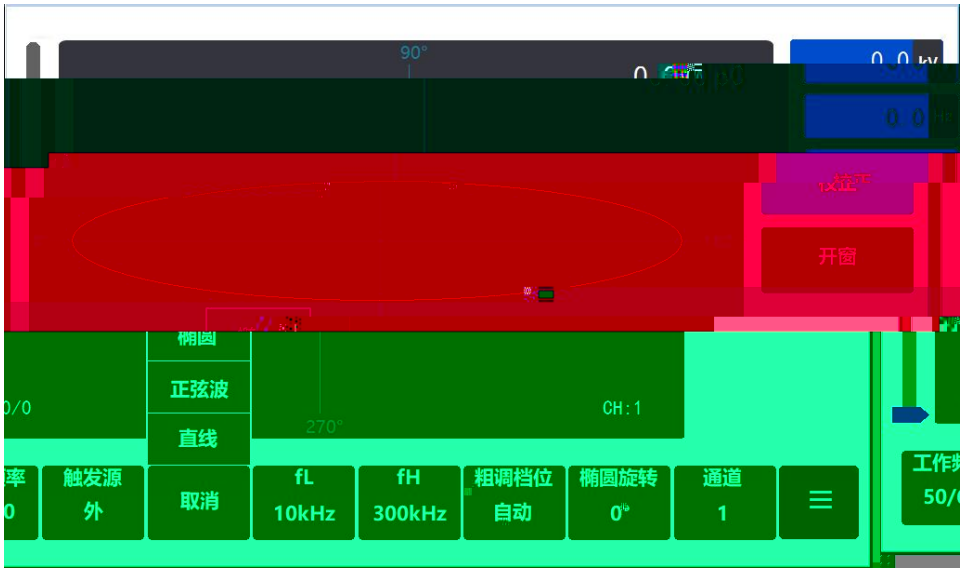
90°
开窗
椭圆
正弦波
直线
270°
CH:1
触发源
外
取消
fL
10kHz
fH
300kHz
粗调档位
自动
椭圆旋转
0°
通道
1

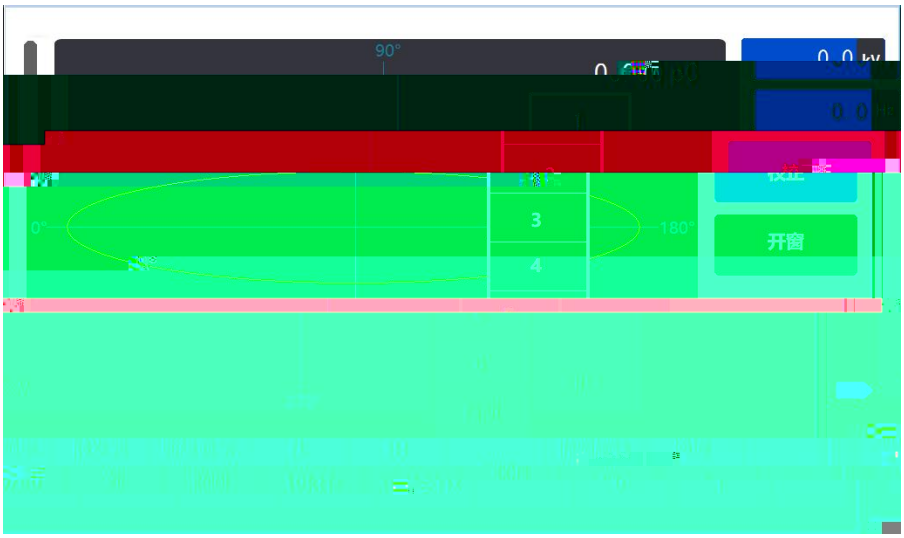
90°
0°
180°
3
4
开窗

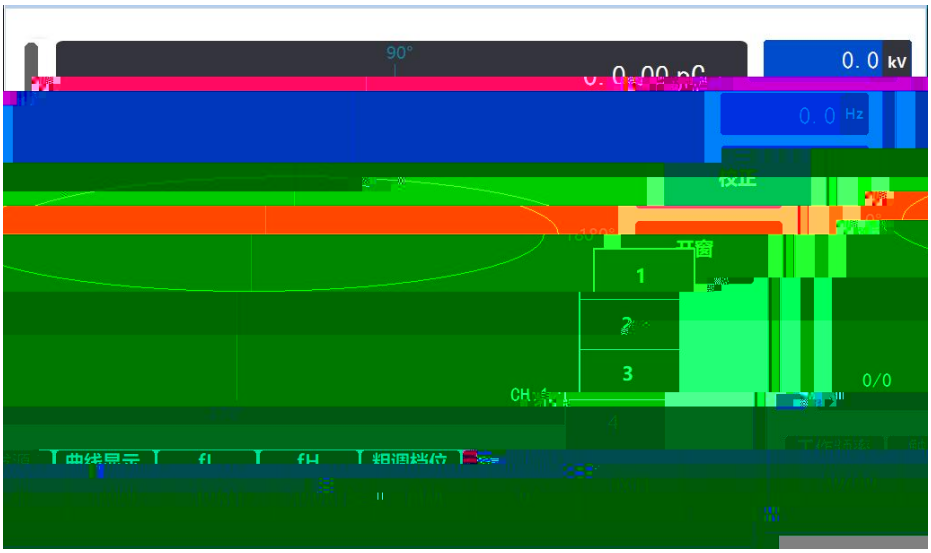
90°
0.0 kV
0.0 Hz
开窗
1
2
3
0/0
CH
4
曲线显示
fL
fH
粗调挡位

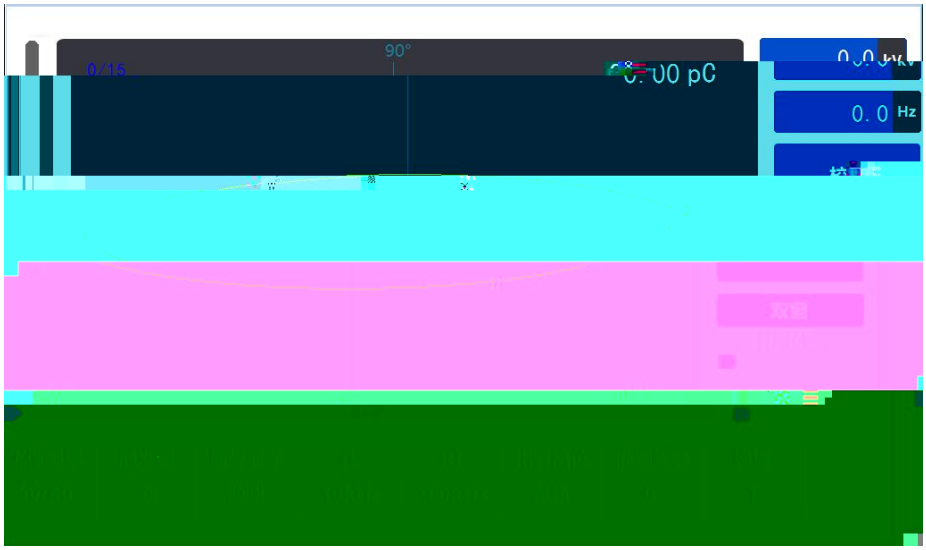
90°
0.00 pC
0.0 Hz

时间校准
2020 - 1 - 1 0 : 0
电压值: 0
分压比: 1000
局放校正目标值
50
细调值
背光待机设置
正常亮度: 70
屏保亮度: 50
60
1 2 3
4 5 6
7 8 9
. 0
输入完毕
返回

(©¦ ³ <ϱ ^

Q wòæÿÒ?ñ Y@Ò¶R! ˆ ,³ €ÓS`

M‘¹! ˆ :ñA€ñ0 QQ$WI . †

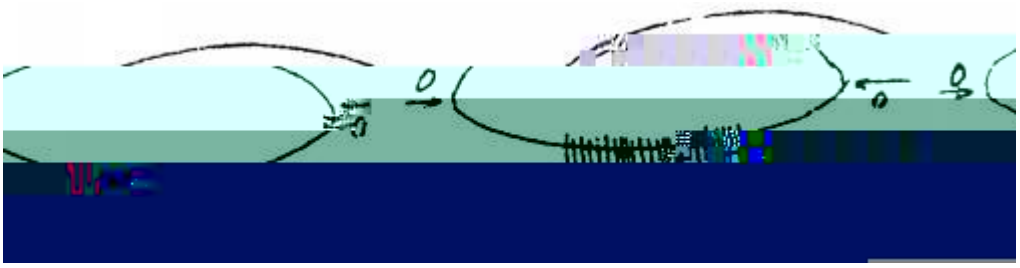

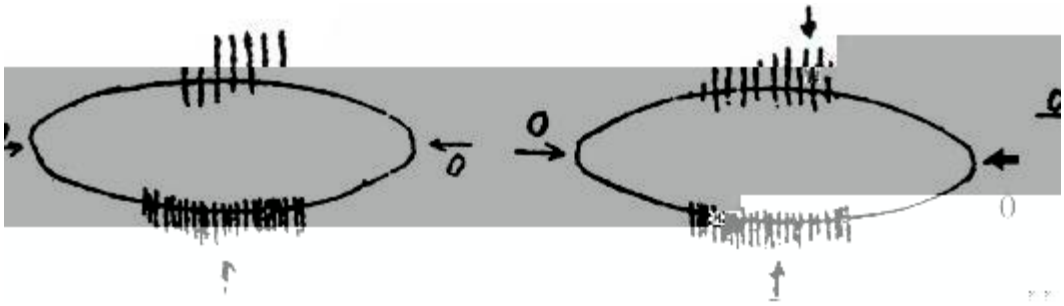

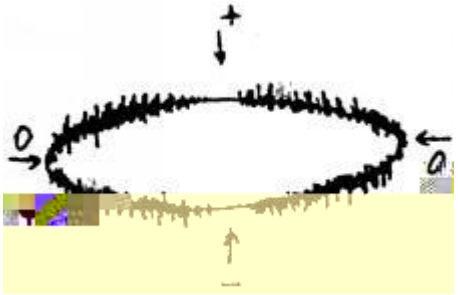

d

г

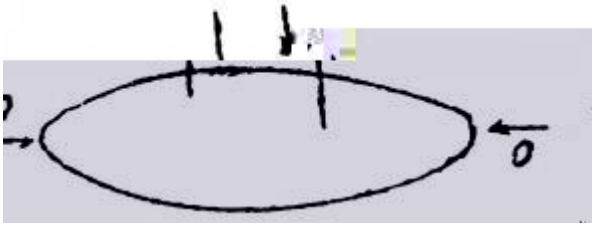

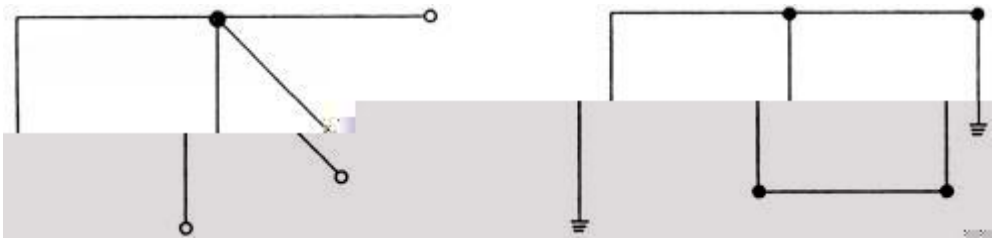

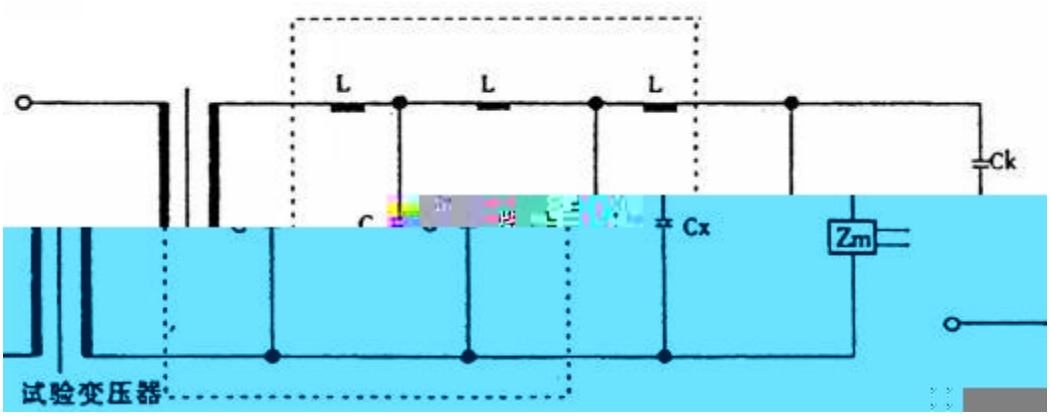
L
L
L
Ck
Cx
Zm
试验变压器